

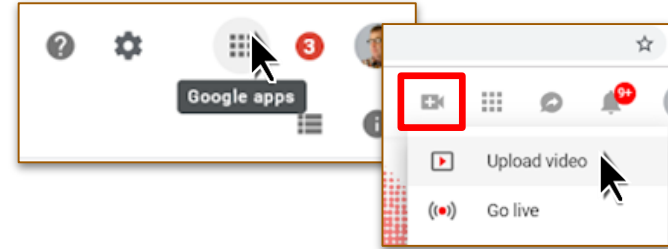



# YouTube Channel basics



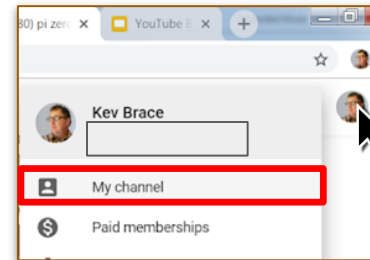
Setting up a personal channel on YouTube:

1. Set up a Google account and sign in
2. Select YouTube from list of apps



3. Choose upload video to create personal channel - [online explanation](#)
4. Select appropriate privacy settings for video (see over) - [online explanation](#)
5. Share/copy  video link if required

Click on your avatar to locate YT channel





# YouTube Channel Basics



## Video privacy settings:

Recommended setting for sharing a link

Feature	Unlisted	Private	Public
Can share URL	Yes	No	Yes
Can be added to a channel section	Yes	No	Yes
Shows up in search, related videos and recommendations	No	No	Yes
Posted on your channel	No	No	Yes
Shows in Subscriber feed	No	No	Yes

- Full online [explanation](#) of privacy settings on Google Support.
- See our guide covering Microsoft OneDrive for sharing videos, when submitting for an assignment.